




## Journal of Innovative Energy Systems

<https://jies.gospub.com/jies>

Global Open Share Publishing



### Article

## Greenhouse Environmental Monitoring and Control Using ThingSpeak

Kshitimoni Gogoi, Neeraj Semwal, Devendra Kumar, Arun Uniyal\*, Arvind Kumar

Department of Electronics & Communication Engineering, Institute of Technology Gopeshwar, Chamoli, Uttarakhand, India

\*Corresponding author: Arun Uniyal, [arunavenue@gmail.com](mailto:arunavenue@gmail.com)

### Abstract

Real-time data of environmental factors such as temperature, soil moisture, and humidity are essential not only in climate studies but also agriculture since they have a big impact on crop yield, growth, and health. In addition, knowledge of these factors can assist farmers to improve growing conditions by comprehending and controlling the factors, which will boost productivity and profitability, avoid pests and diseases and minimize resource waste. The proposed work uses the ThingSpeak platform to visualize real-time environmental monitoring data from a greenhouse system. Temperature, humidity, and soil moisture sensor readings were gathered and sent to the cloud for display and analysis. Dynamic changes in the greenhouse environment during a recorded period are revealed by the data. Around 17:37:04, the temperature showed a significant increase, going from about 23.7 °C to 24.6 °C and gradually increasing during the evening to decreasing in later part of the night. In general, the humidity trended upward, beginning at about 64% and peaking at about 87% in the most recent measurements. Around 17:36:12, there was a noticeable variation in the soil moisture levels; they were high at first, then dropped precipitously, recovered, and then began to diminish gradually. These data points offer important insights into the greenhouse's microclimate and the possible effects of external influences or automated control systems on these crucial environmental parameters. Effective visualization and almost real-time monitoring of these crucial agricultural factors were made possible by the ThingSpeak platform.

### Keywords

Greenhouse monitoring, Real-time data, IoT, Sensor, ThingSpeak, Smart agriculture

### Article History

Received: 19 April 2025

Revised: 21 May 2025

Accepted: 26 May 2025

Available Online: 09 June 2025

### Copyright

© 2025 by the authors. This article is published by the Global Open Share Publishing Pty Ltd under the terms of the Creative Commons Attribution 4.0 International License (CC BY 4.0): <https://creativecommons.org/licenses/by/4.0/>

## 1. Introduction

Agriculture is an important industry as well as the foundation of the Indian economy. Furthermore, weather monitoring is the process of assessing the weather of the area and its surroundings for a large cropping area. In other words, the environmental conditions of the area of work are analyzed to identify the risks and develop strategies through which the adversities could be mitigated. The implementation of a Wireless Sensor Network (WSN) could again be regarded as an imperative way in which different sensors are interconnected with each other to monitor physical environmental conditions. The country's population is rapidly increasing and with the increasing population rate the demand for food also increases. The growing demand for food and changing consumer preferences have emerged as significant challenges for the agriculture industry in developing effective techniques and practices to meet these rising needs and expectations [1-3]. Agriculture is one of the most crucial sectors playing a key role in the development of society. Hence, it's essential to implement advancements in this industry to enhance overall productivity and efficiency. To meet the evolving demands of consumers innovations in food production technology are required for significant improvements [4].

It is critical to make use of agricultural resources since the majority of the country's population relies on the agricultural sector [5]. Smart irrigation is an emerging scientific discipline that utilizes data-driven techniques to boost agricultural productivity while minimizing the impact on the environment. Contemporary farming practices rely on various sensors to collect data, providing deeper insights into both the farming environment and operational processes [6-9]. With the adoption of smart irrigation technologies decision-making becomes more precise and efficient. The advancements help optimize the use of resources ensuring that the objectives of agriculture are met effectively. By integrating such technologies into irrigation systems water conservation improves significantly supporting the Sustainable Development Goals (SDGs), particularly Goal 6, which focus on sustainable water management. Implementation of these innovations contributes to sustainable development by promoting long-term benefits for both agriculture and the planet [10-13]. SDG 6 is focused on addressing water scarcity by measuring two key factors: water-use efficiency and water stress i.e., it emphasizes the need to use water resources more effectively while reducing the pressure on available supplies, ensuring sustainable water management for the future [14-16]. The accuracy of this indicator largely depends on the quality of available water data. There is increasing pressure to improve the development and management of irrigation systems to meet the demand for healthier and more sustainable food systems. However, inefficient use of agricultural resources can lead to environmental pollution and harmful consequences [17-20]. One of the primary reasons for water scarcity is the limited availability of freshwater land reservoirs and a shortage of field expertise. Continuous extraction of water from the earth has led to declining water levels resulting in more areas that cannot be irrigated. Hence enhancing agricultural systems and prompting farmers to adopt effective frameworks has become essential to ensure the efficient management of the available resources [21]. The Smart irrigation system is an advanced technology that enhances performance by automating irrigation processes while making use of water efficiently. It operates by adjusting irrigation based on real-time soil and weather conditions, enabling farmers to meet their irrigation needs more effectively [22]. This system includes sensors for data collection, irrigation control, wireless communication, data processing, fault detection, and the pH level of soil. These elements can be integrated into IoT devices, making the system more intelligent and adaptable.

Technologies such as the Internet of Things (IoT), smartphone applications, and sensors help farmers monitor their fields with precision by providing real-time data on factors like soil temperature, water requirements, soil pH, and weather conditions that allow better decision-making and resource management [23]. IoT is the extension of the Internet to various devices that can interact with electronic systems and stay connected over the Internet. This connectivity makes devices more user-friendly and easier to manage. For enhancing productivity and improving overall efficiency IoT plays a crucial role in agriculture [24]. Sensors play a crucial role in helping farmers gain better insights into their crops, minimize environmental impact, and conserve valuable resources. With the adoption of Smart agriculture, farmers can achieve higher yields while using fewer inputs like fertilizers, water, and seeds, making farming more efficient and sustainable [25-26]. Ayua et al. has investigated potential of solar energy for agriculture enhancement employing angstrom and novel analytical models [27].

### Soil and Weather Monitoring

Accurate and efficient monitoring systems have an impact on plant growth and development. They are essential for designing effective irrigation control systems that maximize food production while minimizing water waste [28].

Monitoring involves collecting real-time data on plant conditions, soil moisture, and weather in areas where irrigation is to be done using IoT and WSN. IoT enables the development of cost-effective monitoring systems that enhance irrigation control and efficiency [29].

Soil moisture is an essential parameter for plant growth. For maintaining an optimal irrigation schedule monitoring soil moisture levels effectively is crucial. The sensing technology for soil moisture is designed to be cost-effective and primarily relies on capacitance-based measurements, which operate using the principles of a dielectric device [30]. For efficient irrigation management, accurate monitoring of soil moisture levels is essential which plays a vital role in plant growth. A cost-effective sensing technology based on capacitance measurements and functions according to the

principles of a dielectric device is used to ensure an optimal watering schedule [31]. A threshold is set by the user to start the process of irrigation when the soil fails to meet the required moisture levels [32]. Moreover, weather monitoring includes analyzing the weather conditions of a large agricultural area and its surroundings. This process helps assess environmental factors, identify potential risks, and develop strategies to mitigate adverse effects. WSN play a key role in this by connecting various sensors to monitor and track physical environmental conditions in real time [33]. Real-time monitoring includes analyzing data collected from sensors and a feedback loop is activated to control the devices. An IoT-based weather monitoring system has been developed to track environmental factors such as humidity, air temperature, soil moisture, and pH level. Real-time data from the sensors are transmitted through the wireless communication network. Detailed weather insights could be gained with this approach which helps farmers with improved irrigation strategies for long-term agricultural sustainability [34]. Many researchers have proposed novel analytical methods for improvement in agriculture sectors [35-41].

The objective of this study is to develop and analyse an IoT based greenhouse monitoring system that integrates soil and weather data for efficient irrigation management. Several existing solutions address this problem by integrating soil moisture sensors with IoT-based platforms. The proposed system allows for remote monitoring of soil moisture, making it easier for farmers to make informed decisions. ThingSpeak IoT platform, offers cloud-based data monitoring and analysis, making it an appealing option for agricultural monitoring and moreover it is an open source with zero cost for monitoring real time data for farmers.

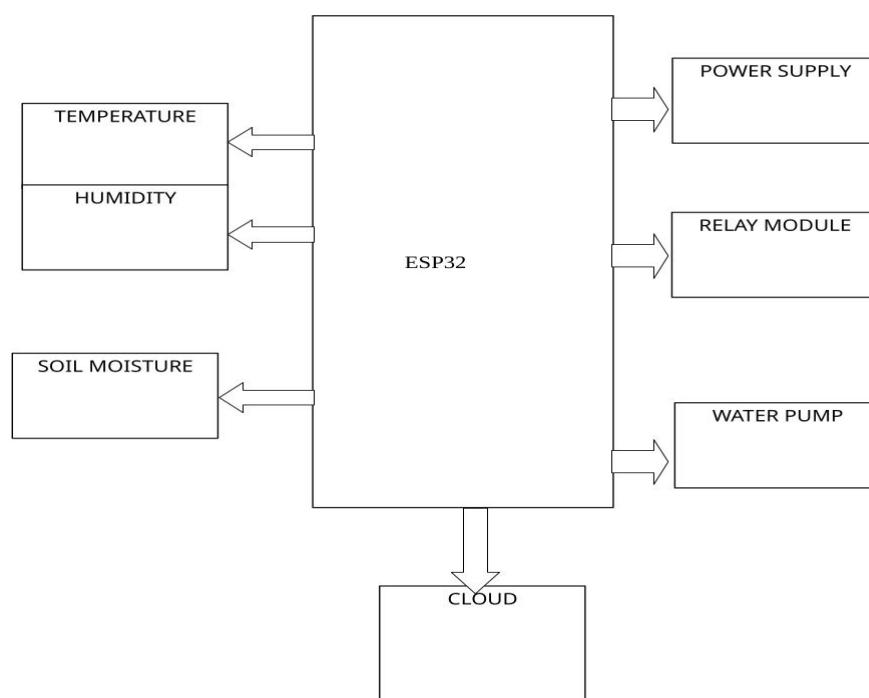
In this work, we propose a low-cost, user-friendly system that uses a soil moisture sensor and a Digital Humidity and Temperature 11( DHT11) sensor to monitor environmental conditions in real-time. Data collected from the sensors is sent to ThingSpeak for analysis and remote access, allowing for efficient and cost-effective environmental monitoring of the greenhouse and scheduled the irrigation process. Our system is designed to be easy to deploy and energy-efficient, making it accessible to farmers in remote areas with limited infrastructure.

The current paper discusses the real time results obtained for the greenhouse monitoring system for soil moisture, temperature, humidity parameters. Section 2 describes the design considerations of the proposed work. Section 3 describes the simulated results and its discussions. Section 4 describes the conclusion of the proposed work.

## 2. Design Considerations and Methodology

The system shown in Figure 1. uses an Espressif Systems Protocol 32 (ESP32) microcontroller to track soil moisture, temperature, and humidity. It uses this data to automate irrigation by controlling a water pump through a relay module. For data administration and possibly remote access, the system can potentially establish a connection with the cloud.


Figure 2. shows the circuit diagram of the proposed system. The Voltage Common Collector (VCC) of the soil moisture and DHT11 sensors are connected to VCC of the ESP32 and the Ground (GND) of these sensors to GND of ESP32 and VCC and GND of breadboard.



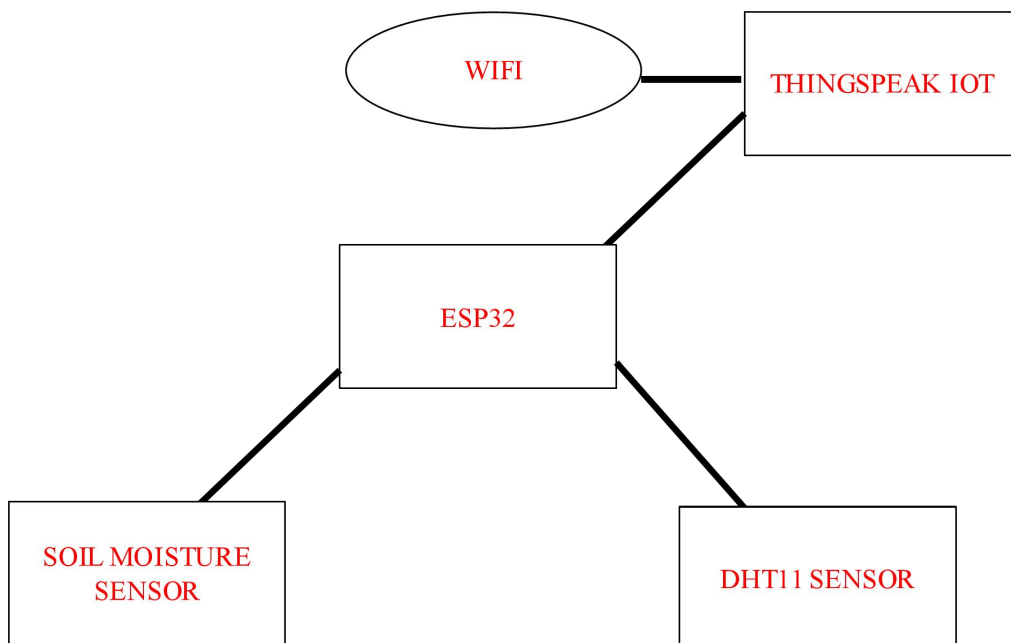
**Figure 1.** Block diagram of greenhouse monitoring and control system.

## WSN Architecture

The proposed system is structured around a star topology as shown in Figure 3. The ESP32 microcontroller acts as the central node (gateway), directly interfacing with the environmental sensors and transmitting data to a cloud platform without relying on intermediate nodes. This simplifies the network architecture, making it ideal for small-scale agricultural deployments. The ESP32 collects data from two sensors that are a DHT11 for temperature and humidity, and a soil moisture sensor for monitoring soil conditions. These sensors are connected via wired interfaces—digital General Purpose Input/Output (GPIO) for DHT11 and analog input for the soil moisture sensor. Data is transmitted over Wi-Fi using the HTTP REST API to the ThingSpeak IoT platform, where each sensor reading is assigned to a specific field for visualization and analysis.



**Figure 2.** Circuit diagram of the proposed system.



**Figure 3.** WSN Architecture with star topology.

A brief description of each module used in the proposed work is as under:

(1) ESP32: The ESP32 is a low-cost, low-power system-on-a-chip (SoC) microcontroller that has bluetooth and Wi-Fi built in. It serves as the smart irrigation system's brain, taking in information from the sensors, processing it, managing

the water pump, and coordinating with the cloud. It has a dual-core processor, memory, and a few peripherals, such as digital input/output (GPIO) pins for controlling other modules and analog-to-digital converters (ADCs) for reading sensor data.

(2) Temperature and Humidity Sensor: This module gauges the air's relative humidity as well as its temperature. As temperature and humidity fluctuate, these sensors frequently detect changes in the electrical resistance or capacitance of a sensing device. Analog sensors that provide a voltage proportionate to the measured values and the DHT11 and DHT22, which offer digital output, are typical examples. The ESP32 uses this information to determine whether irrigation is necessary due to environmental circumstances.

(3) Soil Moisture Sensor: The soil moisture sensor measures the soil's volumetric water content. It typically measures the electrical conductivity or capacitance between two underground probes. Higher moisture content leads to improved conductivity (lower resistance) or better capacitance. The module transmits an analog or digital signal that the ESP32 can decipher to determine whether the soil is dry and needs to be watered.

(4) Relay: Electrically operated relay modules enable a low-power circuit (such as the one managed by the ESP32) to switch a high-power circuit (such as the water pump's power supply). It has an electromagnetic coil that opens or closes the high-power circuit by moving a set of contacts when the ESP32 activates it. This ensures safety and correct functioning by providing electrical isolation between the pump and the microcontroller.

(6) Water Pump: A water pump is a machine that transfers water to plants for irrigation from a source, such as a tank or water supply. The relay module in this system oversees turning the pump on or off in response to signals from the ESP32. Depending on the size and needs of the irrigation system, many types of water pumps (such as surface or submersible pumps) may be used.

(7) Power Supply: This module supplies the electricity required for the smart irrigation system's many parts to operate. Usually, it transforms AC mains electricity into the DC voltages needed by the water pump, ESP32, sensors, and relay module. For all connected devices to receive enough current and voltage, the power supply must be suitably rated.

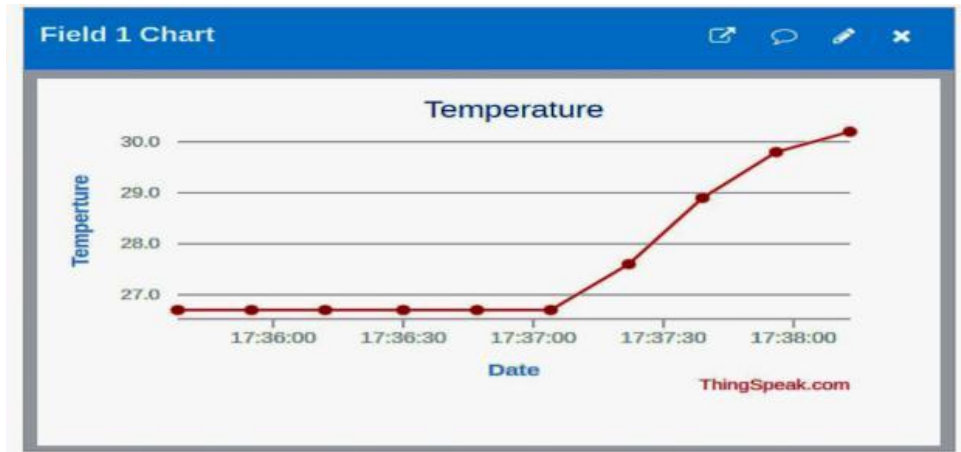
### 3. Results and Discussions

First, we connected the soil moisture sensor with ESP32, we measured the soil moisture level of the dry soil so we got the value of 4095 i.e. 0% moisture level for first two entries. After that, the soil moisture sensor is inserted in wet soil, so we get the value of 1140 i.e. 99.89% moisture level in third entry similar other entries are calculated using the equation (i). Moreover, the first ten entries of the Table 1 are displayed in the graph obtained in ThingSpeak IoT platform as shown in Figure 4 (c).

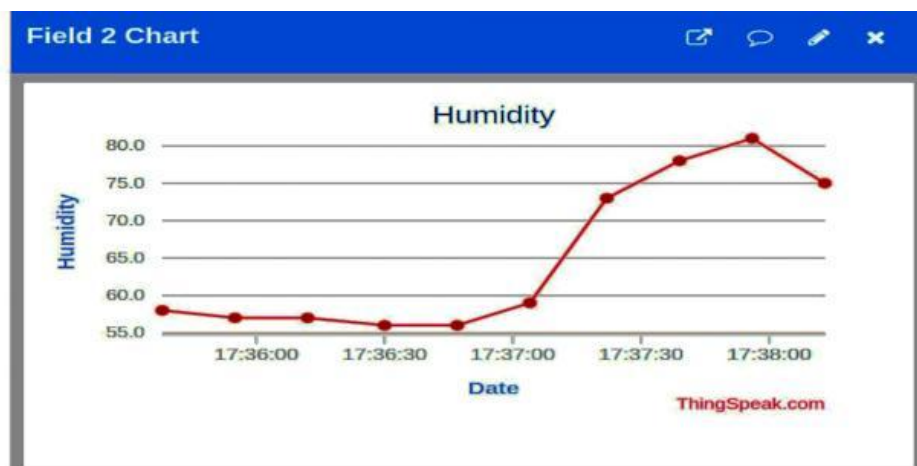
**Table 1.** Parameters measured in the current study.

| Entry | Soil Moisture (%) | Humidity (%) | Temperature (°c) | Time(sec) |
|-------|-------------------|--------------|------------------|-----------|
| 1     | 0.00              | 64.00        | 23.7             | 17:35:38  |
| 2     | 0.00              | 63.00        | 23.7             | 17:35:55  |
| 3     | 99.89             | 63.00        | 23.7             | 17:36:12  |
| 4     | 97.31             | 62.00        | 23.7             | 17:36:30  |
| 5     | 93.48             | 62.00        | 23.7             | 17:36:47  |
| 6     | 0.00              | 65.00        | 23.7             | 17:37:04  |
| 7     | 0.00              | 79.00        | 24.6             | 17:37:22  |
| 8     | 0.00              | 84.00        | 28.9             | 17:37:39  |
| 9     | 99.98             | 87.00        | 25.8             | 17:37:56  |
| 10    | 17.47             | 81.00        | 27.2             | 17:38:13  |
| 11    | 84.84             | 79.00        | 18.4             | 23:10:16  |
| 12    | 50.13             | 78.00        | 18.4             | 00:14:44  |
| 13    | 70.25             | 78.00        | 18.4             | 00:15:01  |
| 14    | 13.86             | 81.00        | 17.2             | 02:34:00  |
| 15    | 7.16              | 81.00        | 17.2             | 02:34:17  |
| 16    | 38.94             | 80.00        | 16.8             | 02:58:22  |
| 17    | 60.01             | 80.00        | 16.4             | 02:58:38  |
| 18    | 50.67             | 80.00        | 16.4             | 02:58:56  |
| 19    | 43.20             | 87.00        | 14.8             | 03:08:32  |
| 20    | 42.46             | 87.00        | 15.6             | 03:22:22  |

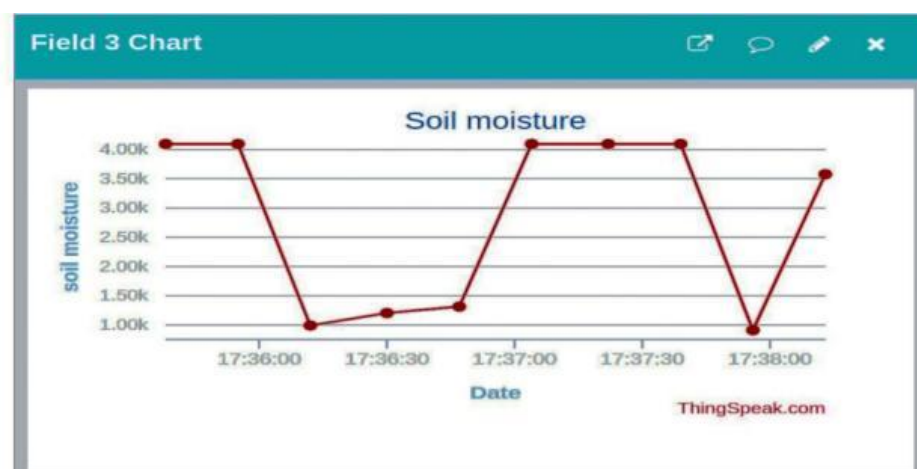
Now we connect the DHT11 sensor with ESP32 firstly we measure the real-time temperature of the surrounding environment which was 23.7 °C at 17:35:38 on 3rd may and gradually increases on seventh entry to 24.6 °C at 17:37:22 as shown in Figure 4 (a). This can be calculated by equation (ii). Then we measured the real-time humidity percentage in the environment which was 64% at the first entry and the gradually decreases and then started to increase from seventh entry as shown in Figure 4 (b). This can be calculated by equation (iii). Moreover the first ten entries of the DHT11 sensor of Table 1 are displayed in the graph obtained in ThingSpeak IoT platform as shown in Figure 4 (a) and Figure 4 (b).



(a)



(b)



(c)

**Figure 4.** Observed values of temperature, Humidity, and Soil moisture level in (a), (b), (c) respectively on the ThingSpeak website.

In the Figure 4 (a), the temperature values are varied. The temperature values are constant and increase after some time. In the Figure 4 (b), the humidity values are varied. The variation is in the form of decreasing gradually from 64% and increasing after some time giving the real-time surrounding data. In the Figure 4 (c), the soil moisture values are varied. The variation is in the form of decreasing and increasing and stable sometimes.

Table 1 shows a sample of successfully received environmental data for soil moisture, temperature, and humidity over time. In general irrigation is needed when soil moisture levels drop below 30-50% of Available Water Holding Capacity (AWC). The sensor values updates after every 17 seconds (approx).

In the proposed system the soil moisture sensor has a raw value of 4095 when dry and 1137 when wet under all environmental conditions. The formula to assume a linear relationship between moisture and sensor output is:

$$\text{Soil Moisture (\%)} = (\text{Dry} - \text{Measured Value} \div \text{Dry} - \text{Wet}) \times 100 \text{ (i)}$$

The DHT11 gives a 3 °C high temperature than the actual temperature on every conditions.

$$T_{\text{corrected}} = T_{\text{measured}} - 3 \text{ }^{\circ}\text{C}; T = \text{Temperature (ii)}$$

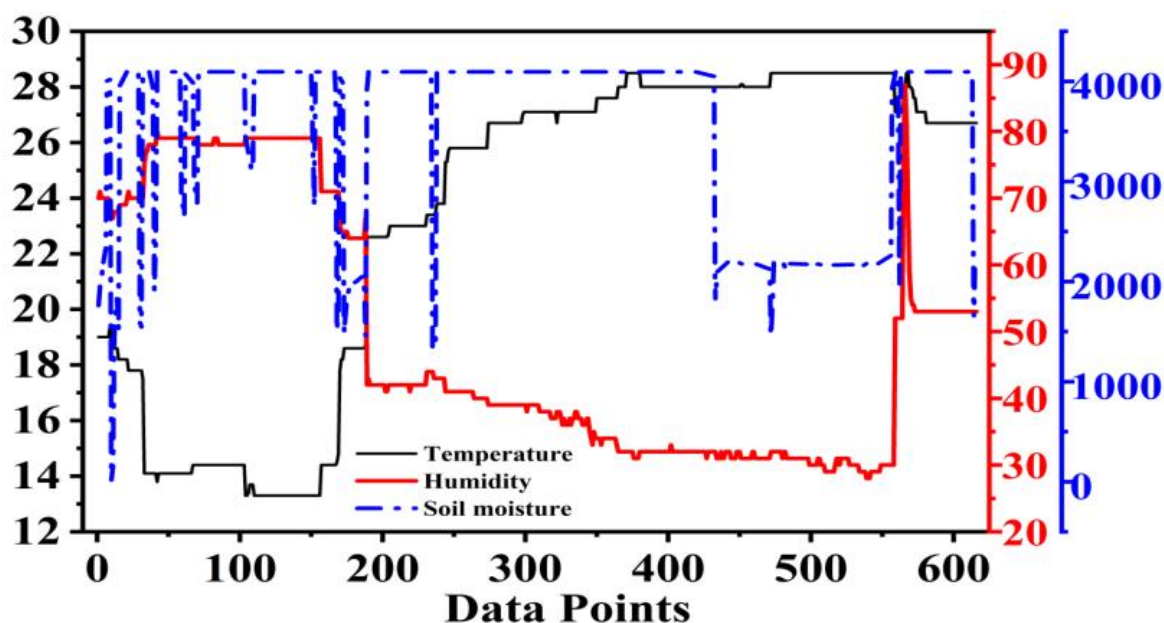
Moreover, the relative humidity (RH) measured in the sensors is 6% less then the actual humidity content in the atmosphere under all environmental conditions.

$$RH_{\text{corrected}} = RH_{\text{measured}} + 6\%; RH = \text{Relative Humidity (iii)}$$

First, we connected the soil moisture sensor with ESP32, we measured the soil moisture level of the dry soil, so we got the value of 4095 i.e. 0% moisture level for first two entries. After that, the soil moisture sensor is inserted in wet soil, so we get the value of 1140 i.e. 99.89% moisture level in third entry similar other entries are calculated using the equation (i). Moreover, the first ten entries of the Table 1 are displayed in the graph obtained in ThingSpeak IoT platform as shown in Figure 4.

Now we connect the DHT11 sensor with ESP32 firstly we measure the real-time temperature of the surrounding environment which was 23.7 °C at 17:35:38 on 3rd may and gradually increases on seventh entry to 24.6 °C at 17:37:22 as shown in Figure 4. This can be calculated by equation (ii). Then we measured the real-time humidity percentage in the environment which was 64% at the first entry and the gradually decreases and then started to increase from seventh entry as shown in Figure 4. This can be calculated by equation (iii). Moreover the first ten entries of the DHT11 sensor of Table 1 are displayed in the graph obtained in ThingSpeak IoT platform as shown in Figure 4.

In the Figure 4 (a), the temperature values are varied. The temperature values are constant and increase after some time. In the Figure 4 (b), the humidity values are varied. The variation is in the form of decreasing gradually from 64% and increasing after some time giving the real-time surrounding data. In the Figure 4 (c), the soil moisture values are varied. The variation is in the form of decreasing and increasing and stable sometimes. Figure 5. This graph essentially shows the changes in temperature, humidity, and soil moisture during the data collection period. In disciplines like meteorology, agriculture, and environmental monitoring, this type of data can be useful for comprehending environmental dynamics.



**Figure 5.** Temperature, humidity and soil moisture as a function of different data points.



A comparative analysis has been made in Table 2 at last which shows the key features of the proposed work with other relevant works in literature. Although certain factors can influence the reliability of the proposed work like: network connectivity can be erratic in field deployments, particularly in rural or isolated agricultural areas. Data transmission can be hampered by elements like weather, topography, and distance from base stations. For real-time control, latency, or the delay in data transmission, might be crucial. The promptness of irrigation choices may be impacted if sensor data takes a long time to get to the control system. The availability of power might be a significant limitation for remote deployments. The current implementation is optimized for small greenhouses. Scaling the system to large commercial operations may require more robust hardware, efficient network protocols, and data aggregation strategies.

**Table 2.** Comparative analysis between existing and current study.

| Feature                           | This Study (ESP32 & ThingSpeak)                  | WSN with Zigbee by Abedin et al.[22]         | Arduino & Cloud Platform by Ayaz et al. [23] | LoRa WAN-based System by Kodali et al.[17] |
|-----------------------------------|--|--|--|--|
| Microcontroller/Processor         | ESP32  | Microcontroller (e.g., ATmega)               | Arduino (e.g., Uno, Mega)                    | Microcontroller                            |
| Communication                     | Wi-Fi  | Zigbee                                       | Wi-Fi/GSM                                    | LoRaWAN                                    |
| Cloud Platform                    | ThingSpeak                                       | -  | Cloud Platform X                             | -  |
| Data Visualization                | ThingSpeak                                       | Local/Custom                                 | Cloud Platform X                             | Local/Cloud                                |
| Strengths (from paper)            | Cost-effective, real-time visualization          | Low power, suitable for mesh networks        | Ease of use, large community support         | Long-range, low power consumption          |
| Weaknesses (from paper & general) | Limited long-range capability, Wi-Fi dependency, | Limited range, complexity of mesh networking | Limited processing power compared to ESP32   | Higher cost, complexity of setup           |
| Power Consumption                 | Moderate   | Low  | Low to Moderate                              | Low  |
| Range                             | Short  | Short to Medium                              | Short to Medium                              | Long                                       |
| Cost                              | Low  | Low to Moderate                              | Low to Moderate                              | Moderate to High                           |

#### 4. Conclusion

The ability of an ESP32-based system combined with ThingSpeak to efficiently monitor and display environmental data in a greenhouse environment has been demonstrated by this work. By recording changes in temperature, humidity, and soil moisture, the system gave important information on the microclimate inside the greenhouse. Future studies must address important implementation concerns to transfer this system from a controlled environment to real-world agricultural use. Studies on the resilience of IoT connectivity are required to reduce the possibility of data loss and guarantee uninterrupted operation under a variety of field circumstances. Furthermore, prompt control actions depend on assessing and reducing data transmission latency. The maximum and minimum temperature recorded is 28.9 °C and 15.6 °C respectively. The maximum and minimum humidity percentage recorded is 87% and 62% respectively. The maximum and minimum soil moisture percentage is 99.98% and 0% respectively. Lastly, for long-term, sustainable deployment, especially in off-grid areas, a detailed examination of power use and the creation of energy-efficient techniques are required.

#### References

- [1] Liakos KG, Busato P, Moshou D, Pearson S, Bochtis D. Machine learning in agriculture: A review. *Sensors*, 2018, 18(8), 2674. DOI: 10.3390/s18082674
- [2] Jha K, Doshi A, Patel P, Shah M. A comprehensive review on automation in agriculture using artificial intelligence. *Artificial Intelligence in Agriculture*, 2019, 1-12. DOI: 10.1016/j.aiia.2019.05.004
- [3] Khan N, Ray RL, Sargani GR, Ihtisham M, Khayyam M, et al. Current progress and future prospects of agriculture technology: Gateway to sustainable agriculture. *Sustainability*, 2021, 13(9), 4883. DOI: 10.3390/su13094883
- [4] Nasiakou A, Vavalis M, Zimeris D. Smart energy for smart irrigation. *Computers and Electronics in Agriculture*, 2016, 129, 74-83. DOI: 10.1016/j.compag.2016.09.008
- [5] Ojha T, Misra S, Raghuwanshi NS. Wireless sensor networks for agriculture: The state-of-the-art in practice and future challenges. *Computers and Electronics in Agriculture*, 2015, 118, 66-84. DOI: 10.1016/j.compag.2015.08.011
- [6] Van Es H, Woodard J. Innovation in agriculture and food systems in the digital age. *The Global Innovation Index*, 2017, 97-104.



- [7] Tantalaki N, Souravlas S, Roumeliotis M. Data-driven decision making in precision agriculture: The rise of big data in agricultural systems. *Journal of Agricultural & Food Information*, 2019, 20 (4), 344-380. DOI: 10.1080/10496505.2019.1638264
- [8] Elijah O, Rahman TA, Orikumhi I, Leow CY, Hindia MN. An overview of Internet of Things (IoT) and data analytics in agriculture: Benefits and challenges. *IEEE Internet of Things Journal*, 2018, 5(5), 3758-3773.
- [9] Weersink A, Fraser E, Pannell D, Duncan E, Rotz S. Opportunities and challenges for big data in agricultural and environmental analysis. *Annual Review of Resource Economics*, 2018, 10(1), 19-37. DOI: 10.1146/annurev-resource-100516-053654
- [10] Lynch AJ, Baumgartner LJ, Boys CA, Conallin J, Cowx IG, et al. Speaking the same language: can the sustainable development goals translate the needs of inland fisheries into irrigation decisions?. *Marine and Freshwater Research*, 2019, 70 (9), 1211-1228. DOI: 10.1071/MF19176
- [11] Alcamo J. Water quality and its interlinkages with the sustainable development goals. *Current Opinion in Environmental Sustainability*, 2019, 36, 126-140. DOI: 10.1016/j.cosust.2018.11.005
- [12] Adelodun B, Choi KS. A review of the evaluation of irrigation practice in Nigeria: Past, present and future prospects. *African Journal of Agricultural Research*, 2018, 13(40), 2087-2097. DOI: 10.5897/AJAR2018.13403
- [13] Shehata N, Obaideen K, Sayed ET, Abdelkareem MA, Mahmoud MS, et al. Role of refuse-derived fuel in circular economy and sustainable development goals. *Process Safety and Environmental Protection*, 2022, 163, 558-573. DOI: 10.1016/j.psep.2022.05.052
- [14] Keesstra S, Sannigrahi S, López-Vicente M, Pulido M, Novara A, et al. The role of soils in regulation and provision of blue and green water. *Philosophical Transactions of the Royal Society B*, 2021, 376(1834), 20200175. DOI: 10.1098/rstb.2020.0175
- [15] Fehri R, Khlifi S, Vanclooster M. Disaggregating SDG-6 water stress indicator at different spatial and temporal scales in Tunisia. *Science of the Total Environment*, 2019, 694, 133766. DOI: 10.1016/j.scitotenv.2019.133766
- [16] Amezaga J, Bathurst J, Iroumé A, Jones J, Kotru R, et al. SDG 6: clean water and sanitation—forest-related targets and their impacts on forests and people. *Sustainable Development Goals: Their Impacts on Forests and People*, 2019, 178-205. DOI: 10.1017/9781108765015.008
- [17] Kodali RK, Kuthada MS, Borra YK. LoRa based smart irrigation system. In 2018 4th International Conference on Computing Communication and Automation (ICCCA), 2018, 1-5. DOI: 10.1109/CCAA.2018.8777583
- [18] Elbasiouny H, Elbanna BA, Al-Najoli E, Alsherief A, Negm S, et al. Agricultural waste management for climate change mitigation: some implications to Egypt. *Waste Management in MENA Regions*, 2020, 149-169. DOI: 10.1007/978-3-030-18350-9\_8
- [19] Shao Y, Wang Y, Yuan Y, Xie Y. A systematic review on antibiotics misuse in livestock and aquaculture and regulation implications in China. *Science of the Total Environment*, 2021, 798, 149205. DOI: 10.1016/j.scitotenv.2021.149205
- [20] Kumar M, Xiong X, He M, Tsang DC, Gupta J, et al. Microplastics as pollutants in agricultural soils. *Environmental Pollution*, 2020, 265, 114980. DOI: 10.1016/j.envpol.2020.114980
- [21] Fahmi A, Sarkar M, Mishra AK, Gulshan MB. Advanced internet of things irrigation mechanism. *International Journal of Engineering Research & Technology*, 2020, 9, 07. DOI: 10.17577/IJERTV9IS070263
- [22] Abedin Z, Chowdhury AS, Hossain MS, Andersson K, Karim R. An interoperable IP based WSN for smart irrigation system. In 2017 14th IEEE Annual Consumer Communications & Networking Conference (CCNC), 2017, 1-5.
- [23] Ayaz M, Ammad-Uddin M, Sharif Z, Mansour A, Aggoune EH. Internet-of-Things (IoT)-based smart agriculture: toward making the fields talk, *IEEE Access*, 2019, 7, 129551-129583. DOI: 10.1109/ACCESS.2019.2932609
- [24] Nawandar NK, Satpute VR. IoT based low cost and intelligent module for smart irrigation system. *Computers and Electronics in Agriculture*, 2019, 162, 979-990. DOI: 10.1016/j.compag.2019.05.027
- [25] Suma V. Internet-of-Things (IoT) based smart agriculture in India-an overview. *Journal of ISMAC*, 2021, 3, 1-15. DOI: 10.36548/jismac.2021.1.001
- [26] Musa SF, Basir KH. Smart farming: towards a sustainable agri-food system. *British Food Journal*, 2021, 123 (9), 3085-3099. DOI: 10.1108/BFJ- 03- 2021- 0325
- [27] Ayua TJ, Uto OT, Fatty LK. An investigation of solar energy potential towards improving agriculture using angstrom and newly developed analytical models: in case of the Gambia. *Scientific African*, 2023, e01886. DOI: 10.1016/j.sciaf.2023.e01886
- [28] Keswani B, Mohapatra AG, Mohanty A, Khanna A, Rodrigues JJ, et al. Adapting weather conditions based IoT enabled smart irrigation technique in precision agriculture mechanisms. *Neural Computing and Applications*, 2019, 31 (1), 277-292. DOI: 10.1007/s00521-018-3737-1
- [29] Paucar LG, Diaz AR, Viani F, Robol F, Polo A, et al. Decision support for smart irrigation by means of wireless distributed sensors. In 2015 IEEE 15th Mediterranean Microwave Symposium (MMS), 2015, 1-4.
- [30] González-Teruel JD, Torres-Sánchez R, Blaya-Ros PJ, Toledo-Moreo AB, Jiménez-Buendía M, et al. Design and calibration of a low-cost SDI-12 soil moisture sensor. *Sensors*, 2019, 19 (3), 491. DOI: 10.3390/s19030491
- [31] Roy DK and Ansari MH. Smart irrigation control system. *International Journal of Environmental Research and Development*, 2014, 4(4), 371-374.
- [32] Koduru S, Padala VP, Padala P. Smart irrigation system using cloud and internet of things. In *Proceedings of 2nd International Conference on Communication, Computing and Networking: ICCCN 2018, NITTTR Chandigarh, India 2019*, 95-203. Springer Singapore.
- [33] Goap A, Sharma D, Shukla AK, Krishna CR. An IoT based smart irrigation management system using machine learning and open source technologies. *Computers and Electronics in Agriculture*, 2018, 155, 41-49. DOI: 10.1016/j.compag.2018.09.040
- [34] Rajkumar MN, Abinaya S, Kumar VV. Intelligent irrigation system—An IOT based approach. In 2017 International Conference on Innovations in Green Energy and Healthcare Technologies (IGEHT), 2017, 1-5. IEEE.
- [35] Khelifa B, Amel D, Amel B, Mohamed C, Tarek B. Smart irrigation using internet of things. In 2015 Fourth International Conference on future generation communication technology (FGCT), 2015, 1-6. IEEE.
- [36] Kamienski C, Soininen JP, Taumberger M, Dantas R, Toscano A, et al. Smart water management platform: IoT-based precision irrigation for agriculture. *Sensors*, 2019, 19(2), 276. DOI: 10.3390/s19020276

- [37] Knox JW, Kay MG, Weatherhead EK. Water regulation, crop production, and agricultural water management—Understanding farmer perspectives on irrigation efficiency. *Agricultural Water Management*, 2012, 108, 3-8. DOI: 10.1016/j.agwat.2011.06.007
- [38] Zhang W. Greenhouse monitoring system integrating NB-IOT technology and a cloud service framework. *Nonlinear Engineering*, 2024, 13(1), 20240053. DOI: 10.1515/nleng-2024-0053
- [39] Wacas R. Smart greenhouse: An IoT-Based monitoring and control system with predictive analytics. *International Journal of Advanced Trends in Computer Science and Engineering*, 2022, 11(5), 418-425.
- [40] Soheli SJ, Jahan N, Hossain MB, Adhikary A, Khan AR, et al. Smart greenhouse monitoring system using internet of things and artificial intelligence. *Wireless Personal Communications*, 2022, 124(4), 3603-3634. DOI: 10.1007/s11277-022-09528-x
- [41] Purnama NA, Abyakto R, Rosyid MGN, Irfawan R, Soli M, et al. IoT-Based irrigation control system with ESP32 for sustainable agriculture. *Mars Jurnal Teknik Mesin Industri Elektro Dan Ilmu Komputer*, 2024, 2(6), 211-224. DOI: 10.61132/mars.v2i6.556